

decco

FENCE
WPC
\$8,820
POR SECCIÓN

2.00 m



1.75 M

COLOR:



PESO:
250 Kg


PICKET
PVC
\$7,350
POR SECCIÓN

2.00 m



2.10 m

COLOR:



PESO:
120 Kg


SOLID
PRIVACY
PVC
\$7,875
POR SECCIÓN

2.00m




2.10 m


COLOR:



PESO:
120 Kg



FENCE
WPC



PICKET
PVC



SOLID
PRIVACY
PVC




PIEZAS Y ENSAMBLE

WPC



x2 Postes



x12 Decks



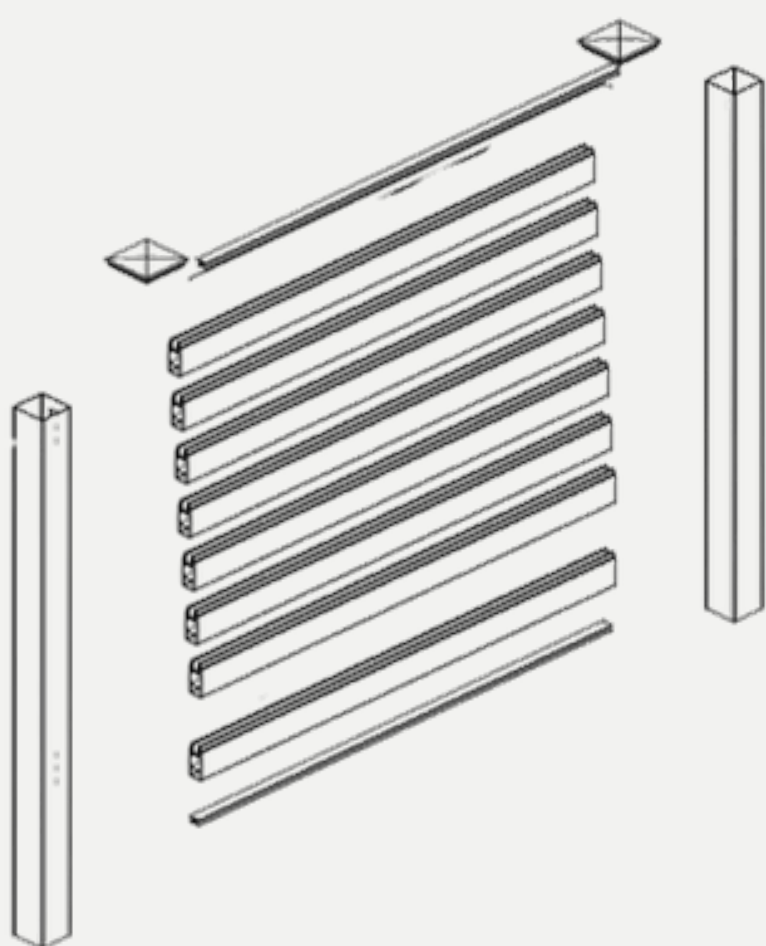
x2 Tapas



x2 Soportes



x2 Base Tapa



PVC



x2 Postes



x7 Paneles



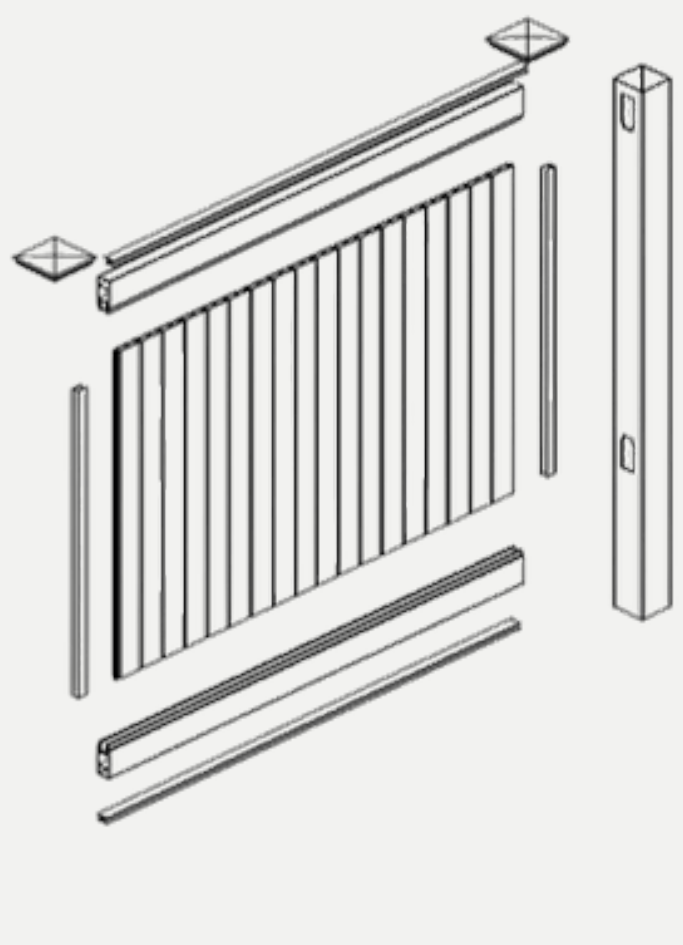
x2 Tapas



x2 Soportes

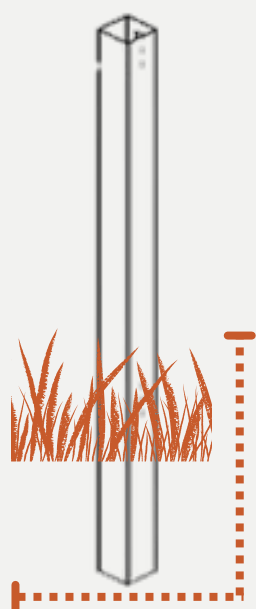


x2 Travesaños




INSTALACIÓN

TIERRA




SE ENTIERRA A 60 CM DE PROFUNDIDAD.
SE RELLENA CON UNA ZAPATA DE CEMENTO.

CONCRETO



FIJAR LA BASE CON PIJA 4".

BARDA



FIJAR LA BASE CON PIJA 4".

decco